



Remember....



Good looking



Good listening



Good sitting

Stop/Go game with instruments to encourage attention and listening skills. Use the stop sign to support pupils to stop playing the instruments and be quiet. Use the 'go' signs to play with the instruments. Try experimenting with quiet and loud sounds.







Row Your Boat



5 little ducks




Insey Winsey spider



5 current buns



1- 2- 3- 4- 5-



ring a ring a roses




Sailer went to sea



Wind the bobbin up




5 little monkeys



Nursery rhyme pictures 1. These can be put into a bag and selected or put on a felt dice to roll. Sing the songs together and choose another song. This helps to build early rhyme awareness. This is an important phonological awareness skills.

5 fat sausages



5 little speckled frogs



I'm a little teapot



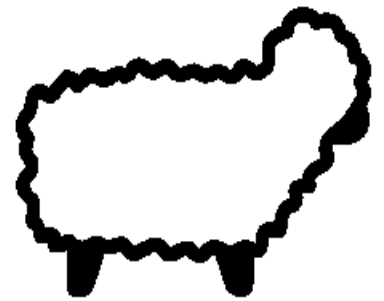
The wheels on the bus



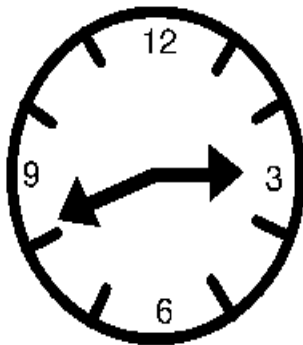
Twinkle Twinkle




Baa Baa black sheep



Hockory Dickory Dock



Humpty Dumpty




Mulberry bush




Nursery rhyme pictures 2. These can be put into a bag and selected or put on a felt dice to roll. Sing the songs together and choose another song. This helps to build early rhyme awareness. This is an important phonological awareness skills.


book




ball



cat




dog




1 syllable words. Select a picture and clap the syllable. This is an essential phonological awareness skill to help break words down into syllables.


carrot




flower



rabbit



camel



2 syllable words. Select a picture and clap the syllable. This is an essential phonological awareness skill to help break words down into syllables.


telephone




aeroplane



butterfly




elephant

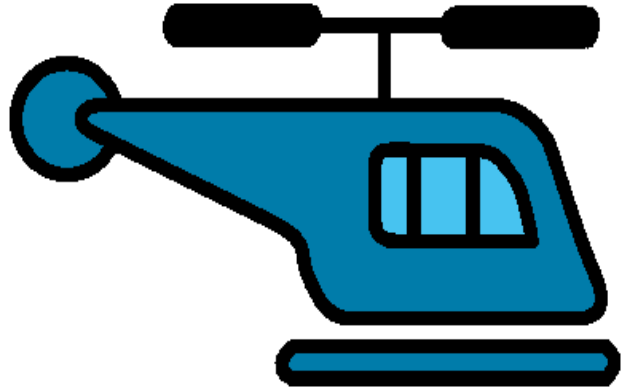


3 syllable words. Select a picture and clap the syllable. This is a essential phonological awareness skills to help break words down into syllables.

caterpillar




helicopter



television



rhinoceros



4 syllable words. Select a picture and clap the syllable. This is an essential phonological awareness skill to help break words down into syllables.

ee



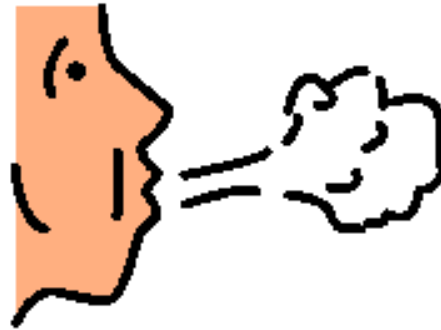
tongue out



smile




blow



aah



cheeks puffed




Oro motor movements. These pictures help children experiment with mouth movements and develop awareness of their tongue, lips and cheeks. These are important for sound production.

Rhythm and Sound schedule pictures. Display the relevant pictures on the schedule and remove picture once a task has been completed. This supports attention & listening skills.


hello song



song/rhyme



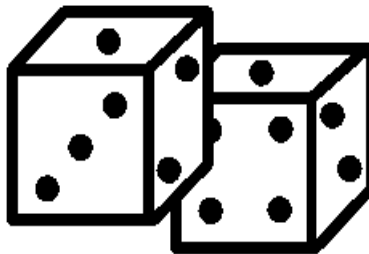
noisy bag



musical instruments



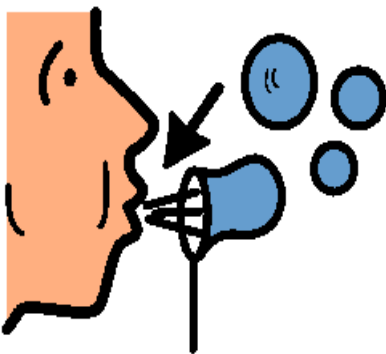
nursery rhyme dice




book



blow bubbles



Goodbye song




Nursery rhyme gloves



oro motor dice



Mrs Brownings box



Parachute




springy spider




sound tape



Where's the sound?




animal lotto



syllable bag



fishing game



Enjoy Rhythm & Sound groups!

Made by Sarah Hill Speech and Language Therapist